

Powered by



GP 672 ▶ 6V 7.2Ah

GP 672 is a general purpose battery up to 5 years in standby service or more than 260 cycles at 100% discharge in cycle service. As with all CSB batteries, all are rechargeable, highly efficient, leak proof and maintenance free.



► Specification

| | |
|--------------------------------------------|--------------------------------------------------------------------------------------------------------------------------------------------------------------------|
| Cells Per Unit | 3 |
| Voltage Per Unit | 6 |
| Capacity | 7.2Ah @ 20hr-rate to 1.75V per cell @25 °C(77°F) |
| Weight | Approx. 1.22 kg(2.69 lbs) |
| Maximum Discharge Current | 100A/130A(5sec) |
| Internal Resistance | Approx. 15.5 mΩ |
| Operating Temperature Range | Discharge: -15°C~50°C(5°F~122°F) Charge: -15 °C~40°C(5°F~104°F) Storage: -15°C~40°C(5°F~104°F) |
| Nominal Operating Temperature Range | 25°C±3°C(77°F±5°F) |
| Float Charging Voltage | 6.75 to 6.9 VDC/unit Average at 25°C(77°F) |
| Recommended Maximum Charging Current Limit | 2.16A |
| Equalization and Cycle Service | 7.2 to 7.5 VDC/unit Average at 25°C(77°F) |
| Self Discharge | CSB Batteries can be stored for more than 6 months at 25°C(77°F). Please charge batteries before using. For higher temperatures the time interval will be shorter. |
| Terminal | F1/F2-Faston Tab187/250 |
| Container Material | ABS(UL 94-HB/File E50263)*Flammability resistance of (UL 94-V0/File E88637) can be available upon request. |



MH14533(N)



ISO9001
No.:041005117

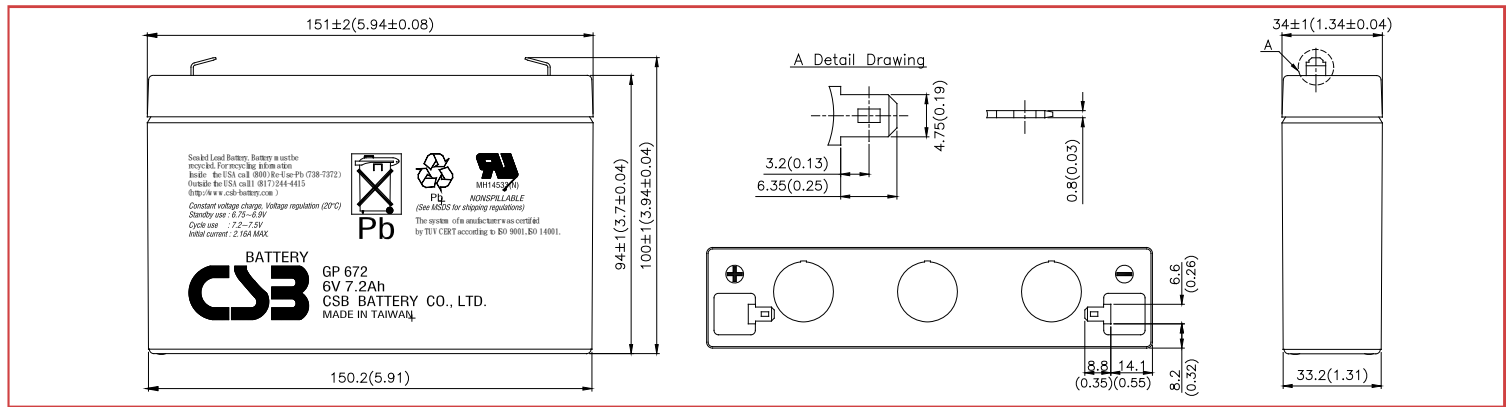


ISO 14001
NO.UM 1-12-0045

CSB-manufactured batteries are UL-recognized components under UL924 and UL1989. CSB is also certified by ISO 9001 and ISO 14001.

► Dimensions :

| Overall Height (H) | Container height (h) | Length (L) | Width (W) |
|--------------------|----------------------|-----------------|-------------------|
| Unit: mm (inch) | 100±1 (3.94±0.04) | 94±1 (3.7±0.04) | 151±2 (5.94±0.08) |



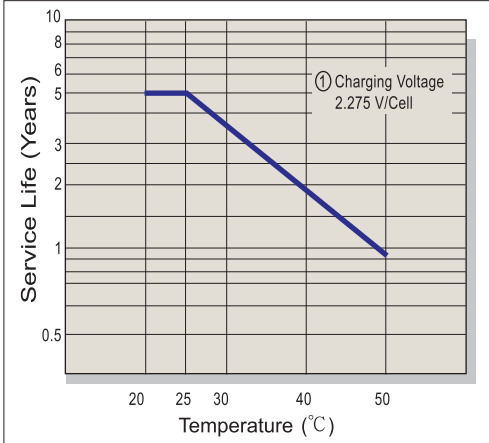
Constant Current Discharge Characteristics Unit:A (25°C, 77°F)

| F.V/Time | 5MIN | 10MIN | 15MIN | 30MIN | 1HR | 2HR | 3HR | 4HR | 5HR | 8HR | 10HR | 20HR |
|----------|------|-------|-------|-------|------|------|------|------|------|-------|-------|-------|
| 1.60V | 35.6 | 22.0 | 16.5 | 9.61 | 5.51 | 3.08 | 2.14 | 1.65 | 1.35 | 0.925 | 0.778 | 0.456 |
| 1.67V | 33.1 | 21.0 | 15.9 | 9.36 | 5.42 | 3.03 | 2.09 | 1.60 | 1.32 | 0.906 | 0.762 | 0.447 |
| 1.70V | 31.9 | 20.5 | 15.6 | 9.24 | 5.37 | 3.00 | 2.06 | 1.58 | 1.30 | 0.897 | 0.756 | 0.438 |
| 1.75V | 29.6 | 19.6 | 15.1 | 9.03 | 5.30 | 2.96 | 2.02 | 1.54 | 1.28 | 0.883 | 0.742 | 0.428 |
| 1.80V | 27.2 | 18.6 | 14.4 | 8.77 | 5.23 | 2.92 | 1.99 | 1.50 | 1.25 | 0.871 | 0.732 | 0.421 |
| 1.85V | 24.5 | 17.4 | 13.7 | 8.45 | 5.14 | 2.87 | 1.96 | 1.48 | 1.23 | 0.861 | 0.720 | 0.409 |

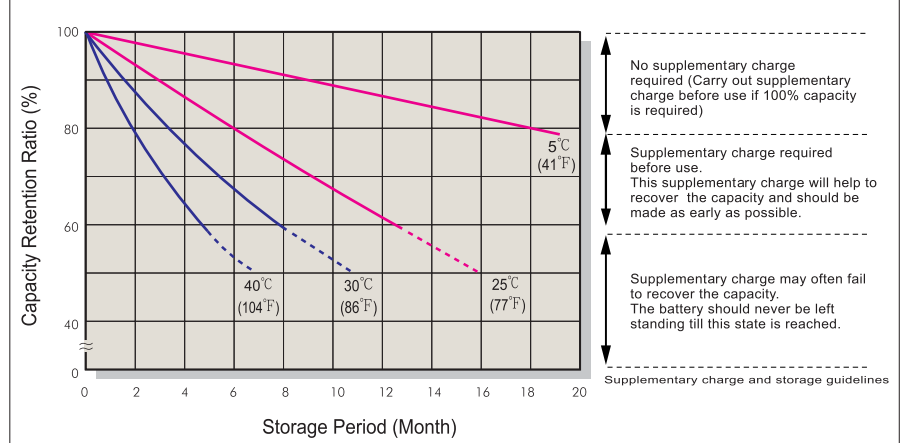
Constant Power Discharge Characteristics Unit:W (25°C, 77°F)

| F.V/Time | 5MIN | 10MIN | 15MIN | 30MIN | 1HR | 2HR | 3HR | 4HR | 5HR | 8HR | 10HR | 20HR |
|----------|------|-------|-------|-------|------|------|------|------|------|------|------|------|
| 1.60V | 180 | 123 | 91.4 | 53.9 | 32.2 | 18.8 | 13.3 | 10.4 | 8.63 | 5.88 | 4.90 | 2.69 |
| 1.67V | 170 | 118 | 88.7 | 52.9 | 31.8 | 18.5 | 13.2 | 10.3 | 8.51 | 5.80 | 4.84 | 2.64 |
| 1.70V | 165 | 115 | 87.2 | 52.4 | 31.6 | 18.4 | 13.1 | 10.2 | 8.46 | 5.76 | 4.77 | 2.62 |
| 1.75V | 157 | 111 | 85.0 | 51.6 | 31.2 | 18.2 | 13.0 | 10.1 | 8.36 | 5.71 | 4.74 | 2.58 |
| 1.80V | 147 | 106 | 82.3 | 50.6 | 30.9 | 18.0 | 12.8 | 10.0 | 8.27 | 5.65 | 4.70 | 2.54 |
| 1.85V | 138 | 101 | 79.2 | 49.5 | 30.4 | 17.7 | 12.6 | 9.80 | 8.17 | 5.61 | 4.65 | 2.50 |

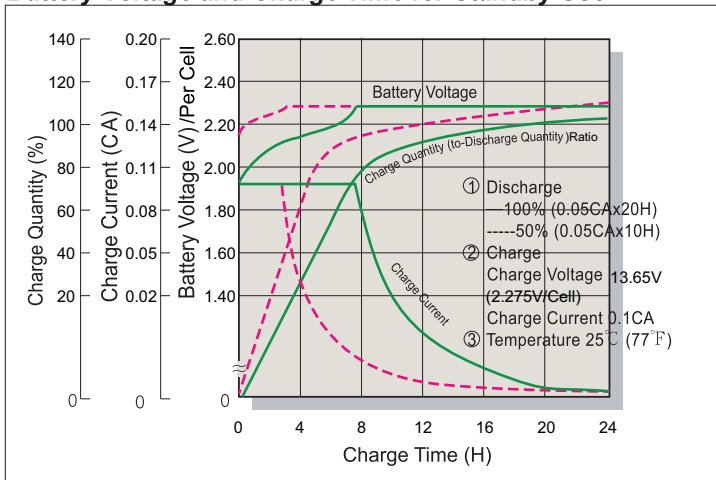
Trickle (or Float) Service Life



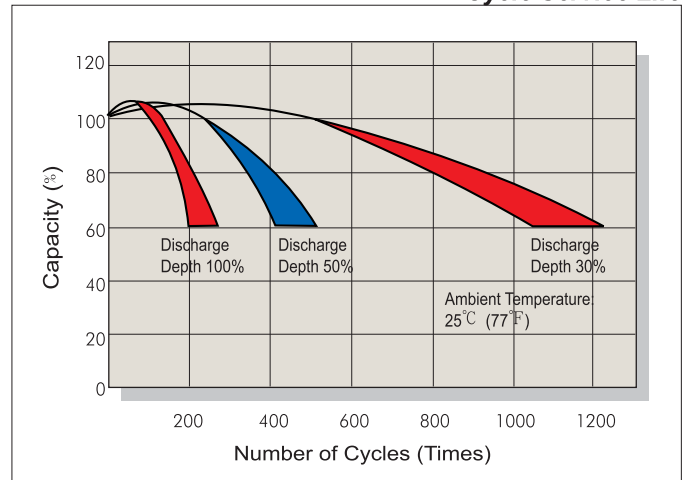
Capacity Retention Characteristic



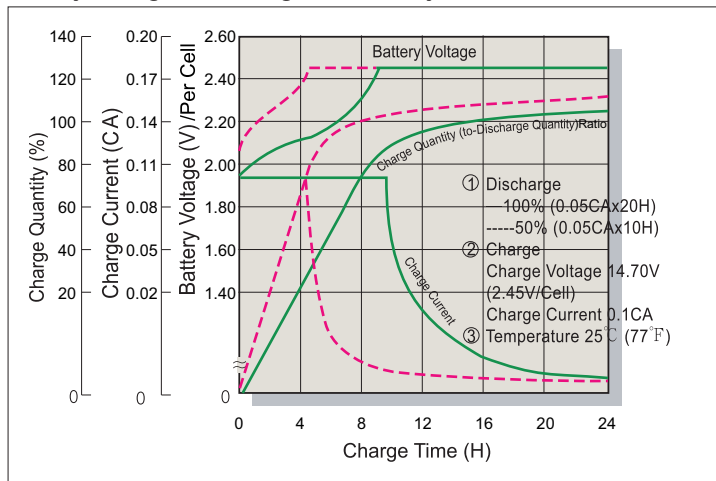
Battery Voltage and Charge Time for Standby Use



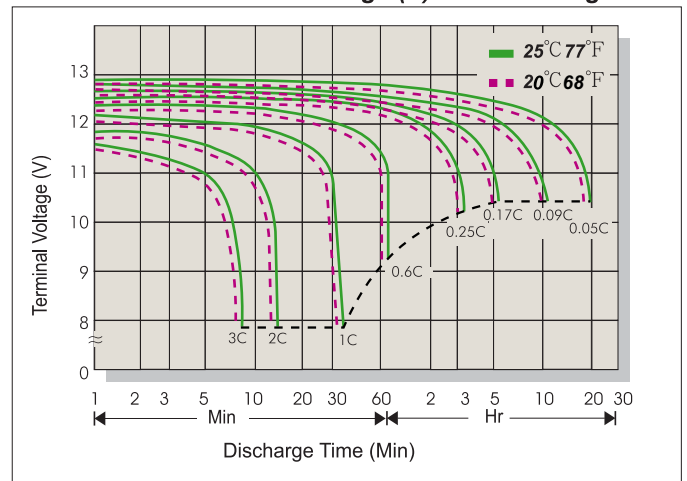
Cycle Service Life



Battery Voltage and Charge Time for Cycle Use



Terminal Voltage (V) and Discharge Time



Charging Procedures

| Application | Charge Voltage(V/Cell) | | | Max.Charge Current |
|-------------|------------------------|-----------|-----------------|--------------------|
| | Temperature | Set Point | Allowable Range | |
| Cycle Use | 25°C (77°F) | 2.45 | 2.40~2.50 | 0.3C |
| Standby | 25°C (77°F) | 2.275 | 2.25~2.30 | |

Discharge Current VS. Discharge Voltage

| Final Discharge Voltage V/Cell | 1.75 | 1.70 | 1.60 | 1.30 |
|--------------------------------|----------|---------------|---------------|----------|
| Discharge Current(A) | 0.2C>(A) | 0.2C<(A)<0.5C | 0.5C<(A)<1.0C | (A)>1.0C |

Sales Office URL: WWW.CSB-BATTERY.COM

CSB BATTERY CO., LTD.
TAIWAN OFFICE
Tel: +886-2-2555-5600
Fax: +886-2-2555-3300
E-mail: service@csb-battery.com.tw

CSB BATTERY LOGISTICS (SHANGHAI) CO., LTD.
SHANGHAI OFFICE
Tel: +86-21-5046-1622, 5046-0833
Fax: +86-21-5064-3314
E-mail: chinasl@csb-battery.com

CSB BATTERY TECHNOLOGIES, INC
USA OFFICE
Tel: +1-817-244-7777/1-8003 CSBUSA(272872)
Fax: +1-817-244-4445
E-mail: csb@csb-battery.com

CSB BATTERY LOGISTICS (SHANGHAI) CO., LTD.
BEIJING OFFICE
Tel: +86-10-6597-8060, 6597-8070
Fax: +86-10-6597-8050
E-mail: chinasl@csb-battery.com

CSB BATTERY OF NETHERLANDS B.V
EUROPE OFFICE
Tel: +31(0)180 418 140
Fax: +31(0)180 418 327
E-mail: eurosales@csb-battery.eu

CSB BATTERY LOGISTICS (SHANGHAI) CO., LTD.
SHENZHEN OFFICE
Tel: +86-755-8831-6488/6396/16356
Fax: +86-755-8831-6548
E-mail: she@csb-battery.com.cn